

**HYDR01-PD525 — SINGLE MEASURING GUIDE & ORDER FORM**



1150 S. 48<sup>TH</sup> STREET, GRAND FORKS, ND 58201  
**Phone:** 701.746.4519 | **Toll Free:** 877.446.1519  
**Website:** psfloodbarriers.com  
**Email:** 4psinfo@psindustries.com

**SOLD/QUOTE TO:**

NAME: \_\_\_\_\_

COMPANY: \_\_\_\_\_

ADDRESS: \_\_\_\_\_

CITY, STATE, ZIP: \_\_\_\_\_

PHONE: \_\_\_\_\_ FAX: \_\_\_\_\_

EMAIL: \_\_\_\_\_

**PROJECT INFO:**

PROJECT NAME: \_\_\_\_\_

OPENING NAME: \_\_\_\_\_ QUANTITY: \_\_\_\_\_

WATER PROTECTION HEIGHT: \_\_\_\_\_ (inches) LOADING REQUIRED: \_\_\_\_\_

HYDRODYNAMIC: \_\_\_\_\_ (FPS) \_\_\_\_\_ (PSF) IMPACT: \_\_\_\_\_ (LBS) " X "

DOOR OPENING WIDTH: \_\_\_\_\_ (inches) DOOR OPENING HEIGHT: \_\_\_\_\_ (inches)

SWING DIRECTION:	LATCHING HARDWARE:	VISION LITE: (OPTIONAL)
<input type="checkbox"/> LEFT HAND REVERSE	INTERIOR HARDWARE: _____	<input type="checkbox"/> 10"x 10"
<input type="checkbox"/> RIGHT HAND REVERSE	EXTERIOR HARDWARE: _____	<input type="checkbox"/> 22"x 22" <input type="checkbox"/> NONE
		<input type="checkbox"/> 5"x 20"

**MOUNTING SURFACE:**

CIP  CMU (GROUT-FILLED)  STRUCTURAL STEEL  \_\_\_\_\_ (WALL THICKNESS IN INCHES)

DOOR/FRAME MATERIAL:	THRESHOLD TYPE:
<input type="checkbox"/> MILD STEEL (STANDARD) <input type="checkbox"/> No. 2b (MILL FINISH)	<input type="checkbox"/> 1/2" ADA
<input type="checkbox"/> 316 STAINLESS STEEL <input type="checkbox"/> No. 4 (BRUSHED FINISH)	

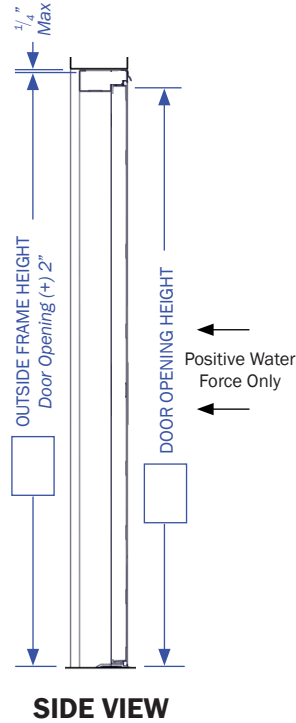
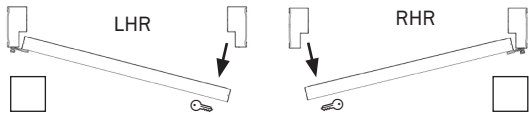
**TOP COAT PAINT COLOR:** (SHERWIN-WILLIAMS INDUSTRIAL ENAMEL) S/W# \_\_\_\_\_ COLOR: \_\_\_\_\_ [sherwin-williams.com](http://sherwin-williams.com)

**STAMPED CALCULATIONS REQUESTED:**

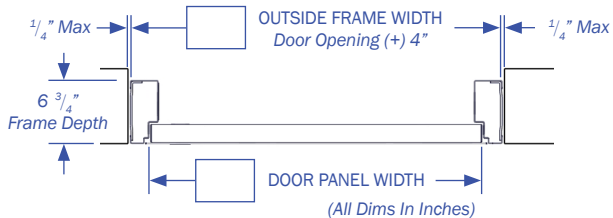
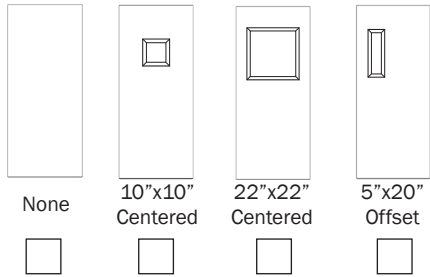
YES STATE \_\_\_\_\_  NO

(Registered professional engineer stamped calculations from within the state or territory the building will be constructed or substantially improved.)

**SWING DIRECTION:** = Keyed Side of Door

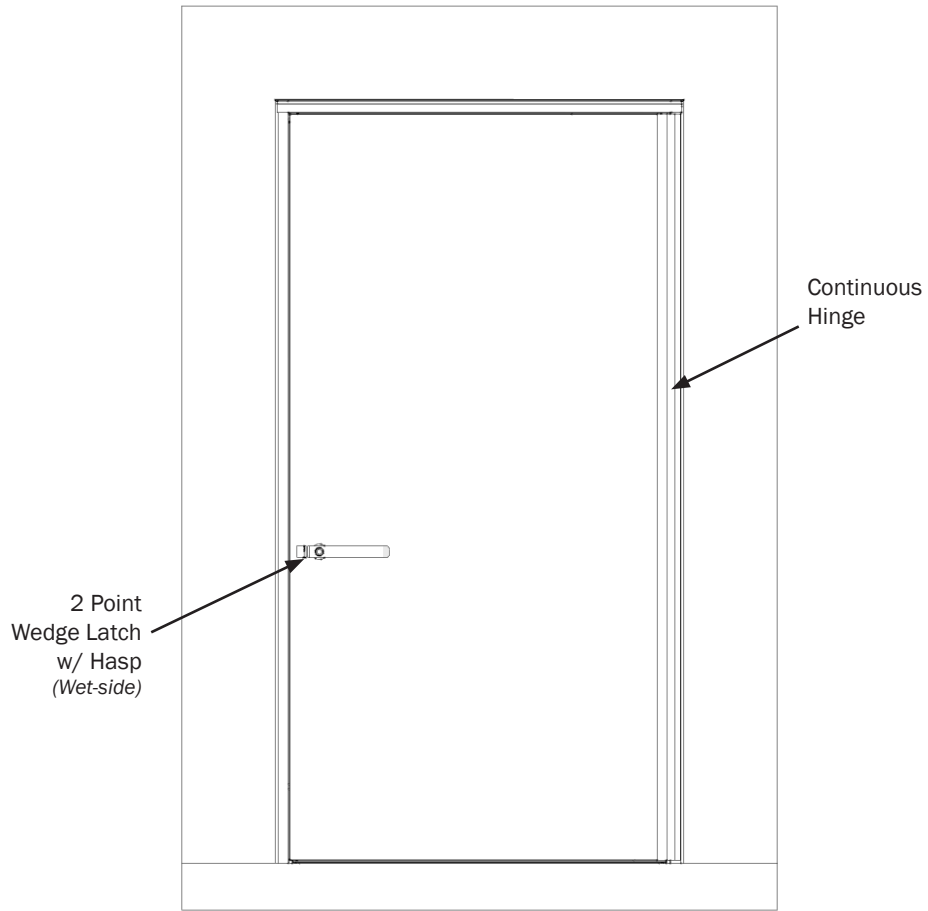


**VISION LITE OPTIONS:** (Viewable Opening Size Shown)

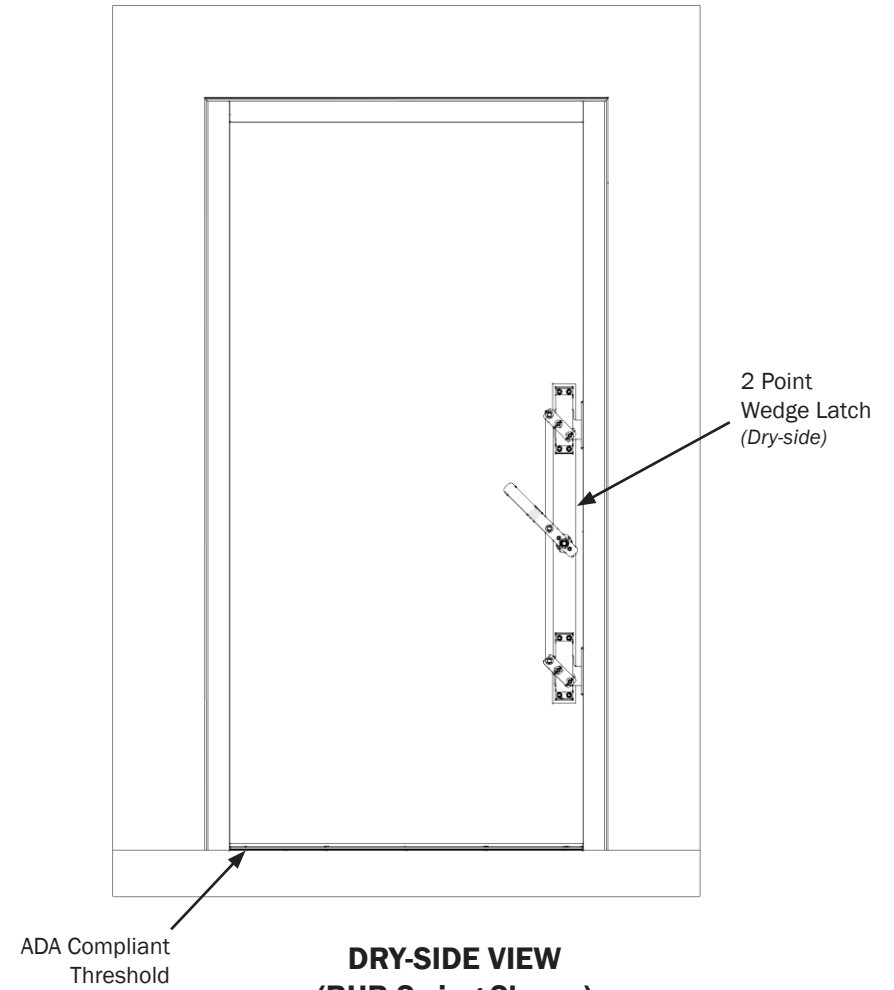


Positive Water Force Only **TOP VIEW**

# HYDR01-PD525 REFERENCE DETAILS



**WET-SIDE VIEW  
(RHR Swing Shown)**



**DRY-SIDE VIEW  
(RHR Swing Shown)**