

# HYDRO1-PD520 — PAIRED MEASURING GUIDE & ORDER FORM



1150 S. 48<sup>TH</sup> STREET, GRAND FORKS, ND 58201  
**Phone:** 701.746.4519 | **Toll Free:** 877.446.1519  
**Website:** psfloodbarriers.com  
**Email:** 4psinfo@psindustries.com

**SOLD/QUOTE TO:**

NAME: \_\_\_\_\_

COMPANY: \_\_\_\_\_

ADDRESS: \_\_\_\_\_

CITY, STATE, ZIP: \_\_\_\_\_

PHONE: \_\_\_\_\_ FAX: \_\_\_\_\_

EMAIL: \_\_\_\_\_

**PROJECT INFO:**

PROJECT NAME: \_\_\_\_\_

OPENING NAME: \_\_\_\_\_ QUANTITY: \_\_\_\_\_

WATER PROTECTION HEIGHT: \_\_\_\_\_ (inches) LOADING REQUIRED: \_\_\_\_\_

HYDRODYNAMIC: \_\_\_\_\_ (FPS) \_\_\_\_\_ (PSF) IMPACT: \_\_\_\_\_ (LBS) " X "

ROUGH OPENING WIDTH: \_\_\_\_\_ (inches) ROUGH OPENING HEIGHT: \_\_\_\_\_ (inches)

LEFT PANEL WIDTH: \_\_\_\_\_ (inches) RIGHT PANEL WIDTH: \_\_\_\_\_ (inches)

DOOR PANEL WIDTH: \_\_\_\_\_ (inches) DOOR PANEL HEIGHT: \_\_\_\_\_ (inches)

ACTIVE PANEL(S):	LATCHING HARDWARE:	VISION LITE: (OPTIONAL)
<input type="checkbox"/> LEFT PANEL	PANIC HARDWARE: _____	<input type="checkbox"/> 10"x 10"
<input type="checkbox"/> RIGHT PANEL	EXTERIOR TRIM: _____	<input type="checkbox"/> 22"x 22" <input type="checkbox"/>
<input type="checkbox"/> BOTH PANELS		<input type="checkbox"/> 5"x 20" <input type="checkbox"/> NONE
<small>(SLIDE BOLTS USED ON INACTIVE PANELS)</small>		

OPENING MATERIAL:	VISION LITE LOCATIONS:
<input type="checkbox"/> CIP	<input type="checkbox"/> LEFT PANEL
<input type="checkbox"/> CMU (GROUT-FILLED)	<input type="checkbox"/> RIGHT PANEL
<input type="checkbox"/> STRUCTURAL STEEL	<input type="checkbox"/> BOTH PANELS
	<input type="checkbox"/> (WALL THICKNESS IN INCHES)

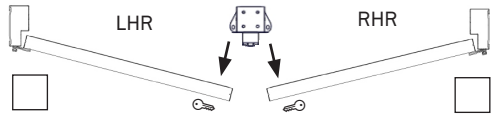
DOOR/FRAME MATERIAL:	STANDARDS:
<input type="checkbox"/> MILD STEEL (STANDARD)	<input type="checkbox"/> No. 2b (MILL FINISH)
<input type="checkbox"/> 316 STAINLESS STEEL	<input type="checkbox"/> No. 4 (BRUSHED FINISH)
	<input type="checkbox"/> 1/2" ADA THRESHOLD
	<input type="checkbox"/> CLOSER(S) (INCLUDED ON ACTIVE PANELS)

**TOP COAT PAINT COLOR:** (SHERWIN-WILLIAMS INDUSTRIAL ENAMEL) S/W# \_\_\_\_\_ COLOR: \_\_\_\_\_ [sherwin-williams.com](http://sherwin-williams.com)

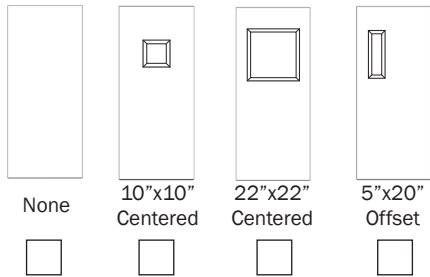
**STAMPED CALCULATIONS REQUESTED:**  YES STATE \_\_\_\_\_  NO

(Registered professional engineer stamped calculations from within the state or territory the building will be constructed or substantially improved.)

**SWING DIRECTION:** = Keyed Side of Door

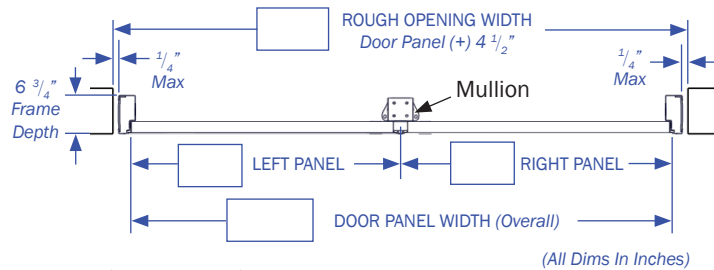


**VISION LITE OPTIONS:** (Viewable Opening Size Shown)



Positive Water Force Only

**SIDE VIEW**



Positive Water Force Only

**TOP VIEW**