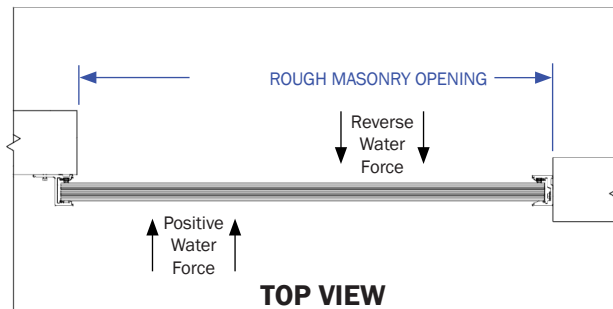
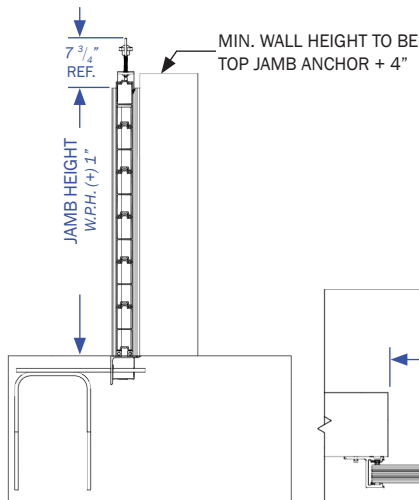
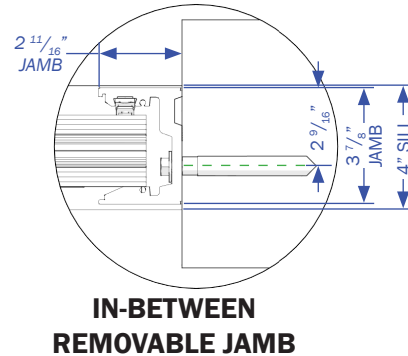
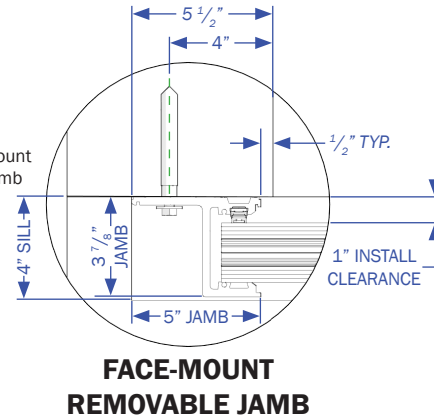
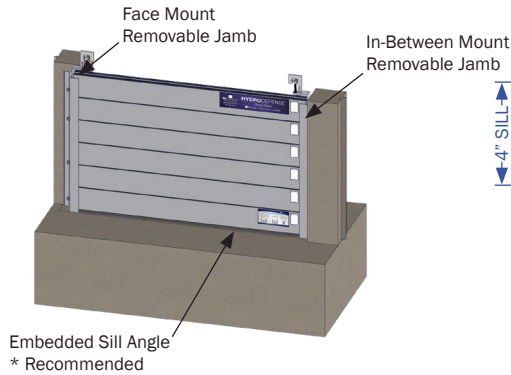


FP-530 REMOVABLE MEASURING GUIDE & ORDER FORM



1150 S. 48TH STREET, GRAND FORKS, ND 58201
Phone: 701.746.4519 | **Toll Free:** 877.446.1519
Website: psfloodbarriers.com
Email: 4psinfo@psindustries.com

HYDRODEFENSE[®] Flood Plank[™]



SOLD/QUOTE TO:

NAME:

COMPANY:

ADDRESS:

CITY, STATE, ZIP:

PHONE:

FAX:

EMAIL:

PROJECT INFO:

PROJECT NAME:

OPENING NAME:

QUANTITY:

ROUGH OPENING WIDTH:

(inches)

WATER PROTECTION HEIGHT:

(inches)

(LARGE OPENINGS: For openings larger than 120" the number of spans/supports must be engineered by PS Industries Incorporated. Construction Drawings are required for custom designed openings.)

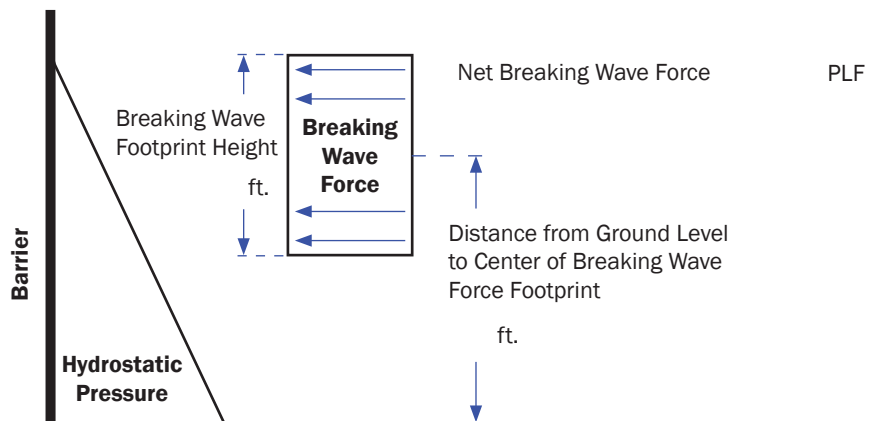
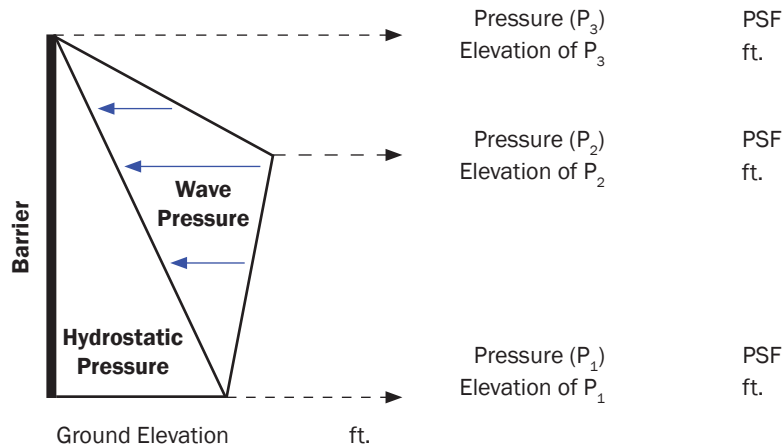
MOUNTING SURFACE:	LEFT JAMB TYPE:	RIGHT JAMB TYPE:
CIP	FACE MOUNT	FACE MOUNT
CMU (WALL THICKNESS IN INCHES) (GROUT-FILLED)	IN-BETWEEN MOUNT	IN-BETWEEN MOUNT
STRUCTURAL STEEL		
MULLION TYPE: (OVER 120")	MULLION EMBED TYPE:	JAMB FINISH:
DRY-SIDE SUPPORT	EMBEDDED RECEIVER (STANDARD)	ALUMINUM MILL FINISH (STANDARD)
WET-SIDE SUPPORT	POST-INSTALLED THREADED INSERTS	POWDER COAT (COLOR)
SILL TYPE:	SILL MATERIAL:	MISC HARDWARE:
EMBEDDED ANGLE (STANDARD)	HOT-DIPPED GALV.	LOCKABLE JAMB COVERS
SURFACE MOUNTED PLATE	304 STAINLESS STEEL	JAMB EXTENSIONS
NO SILL		
STAMPED CALCULATIONS REQUESTED:		FM LABEL REQUESTED:
YES	STATE NO	YES NO
(Registered professional engineer stamped calculations from within the state or territory the building will be constructed or substantially improved.)		(Available on Specific Product Configuration, Consult PS Industries for Details; Maximum WPH of 36".)

LOADING FORM



1150 S. 48TH STREET, GRAND FORKS, ND 58201
Phone: 701.746.4519 | **Toll Free:** 877.446.1519
Website: psfloodbarriers.com
Email: 4psinfo@psindustries.com

WAVE LOAD DIAGRAMS



*ASCE 7-10/16, Section 5.4.4.2 & Figure 5.4-1

LOAD INFO:

FLOOD LOAD REGULATION:

ADDITIONAL LOAD CODE(S):

HYDROSTATIC LOAD: YES

PRESSURE:

WATER PROTECTION HEIGHT (WPH): (inches) UNIT WEIGHT OF FLUID: (PSF)

IS FLUID HEIGHT PRORATED TO INCLUDE OTHER LOADING?:

EXPLAIN:

HYDRODYNAMIC LOADS: YES NO

HYDRODYNAMIC PRESSURE: (PSF)

DRAW COEFFICIENT: VELOCITY OF WATER: (ft/s)

IMPACT LOADS: YES NO

IMPACT FORCE: (lbs) IMPACT FOOTPRINT WIDTH: (inches)

ELEVATION OF IMPACT: (ft) IMPACT FOOTPRINT HEIGHT: (inches)

DEBRIS WEIGHT: (lbs) VELOCITY OF OBJECT: (ft/s)

ACCELERATION DUE TO GRAVITY: (ft/s) IMPACT DURATION: (ft/s)

IMPORTANCE COEFFICIENT: ORIENTATION COEFFICIENT:

DEPTH COEFFICIENT: BLOCKAGE COEFFICIENT:

MAX RESPONSE RATIO FOR IMPULSIVE LOAD:

WIND LOADS: YES NO

WIND LOAD REGULATIONS:

WIND PRESSURE: (PSF) WIND SPEED: (mph)

FAN PRESSURE: YES NO

FAN PRESSURE: (PSF)

WAVE LOADS: YES NO

BASE FLOOD ELEVATION: (ft) GROUND ELEVATION: (ft)

DYNAMIC PRESSURE COEFFICIENT: ANGLE OF OBLIQUE WAVE: (°)

NET BREAKING WAVE FORCE: (PLF) LOCAL STILL WATER DEPTH: (ft)

MAXIMUM COMBINED STATIC AND DYNAMIC PRESSURES: (PSF)

NOTICE Provide all information above that applies, unless clearly called out in supplemental drawings.